

An aerial photograph showing a large industrial facility, likely an oil or gas processing plant, situated in a lush, green landscape. The facility includes several large storage tanks, a central processing unit, and a tall drilling rig. A winding river flows through the area, surrounded by dense tropical vegetation. The sky is clear and blue.

# Active Participation of the Community - Community Consultation Framework and Implementation

*January 1 to December 31, 2022*

# Indicator report: Active Participation of the Community 2022



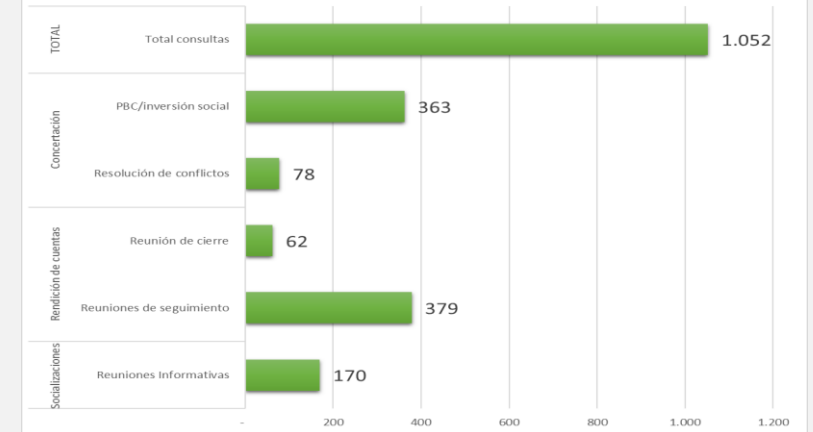
## ACTIVE PRODUCTION PROJECTS AND ABANDONMENTS

(#) TOTAL ACTIVE PRODUCTION BLOCKS/PROJECTS (Drilling-development, completion and abandonment)	22
(#) TOTAL ACTIVE PRODUCTION BLOCKS/PROJECTS WITH CONSULTATION/MEETINGS	22
(%) PERCENTAGE OF ACTIVE PRODUCTION FIELDS/PROJECTS WITH CONSULTATION/MEETINGS	100%
(#) TOTAL CONSULTATIONS/MEETINGS CARRIED OUT IN ACTIVE PRODUCTION PROJECTS	1.052
(#) TOTAL ACTIVE OPTIMAL PRODUCTION BLOCKS/PROJECTS (Without projects in abandonment)	14
(#) TOTAL ACTIVE OPTIMAL PRODUCTION BLOCKS/PROJECTS WITH CONSULTATION/MEETINGS (Without projects in abandonment)	14
(%) PERCENTAGE OF ACTIVE OPTIMAL PRODUCTION FIELDS/PROJECTS WITH CONSULTATION/MEETINGS	100%
(#) TOTAL CONSULTATIONS/MEETINGS CARRIED OUT IN ACTIVE OPTIMAL PRODUCTION PROJECTS	957
% PERCENTAGE OF CONSULTATIONS/MEETINGS CARRIED OUT IN ACTIVE OPTIMAL PRODUCTION PROJECTS	91%
(#) TOTAL ACTIVE PRODUCTION BLOCKS/PROJECTS ABANDONMENTS	8
(#) TOTAL ACTIVE PRODUCTION BLOCKS/PROJECTS ABANDONMENTS WITH CONSULTATION/MEETINGS	8
(%) PERCENTAGE OF ACTIVE PRODUCTION BLOCKS/PROJECTS ABANDONMENTS WITH CONSULTATION/MEETINGS	100%
(#) TOTAL CONSULTATIONS/MEETINGS CARRIED OUT IN ACTIVE PRODUCTION PROJECTS ABANDONMENTS	95
(%) PERCENTAGE OF CONSULTATIONS/MEETINGS CARRIED OUT IN ACTIVE PRODUCTION PROJECTS ABANDONMENTS	9%

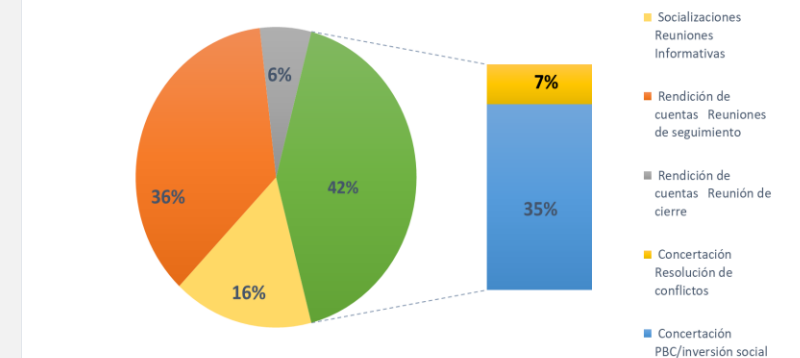
Active Participation of the Community - Community Consultation Framework and Implementation

**Total 1,344**

Tipos de Consultas/Reuniones con Comunidades  
Proyectos Activos en Producción



Participación de las comunidades en los tipos de Consultas/Reuniones  
Proyectos Activos en Producción



# Indicator report: Active Participation of the Community 2022



Active Participation of the Community - Community Consultation Framework and Implementation

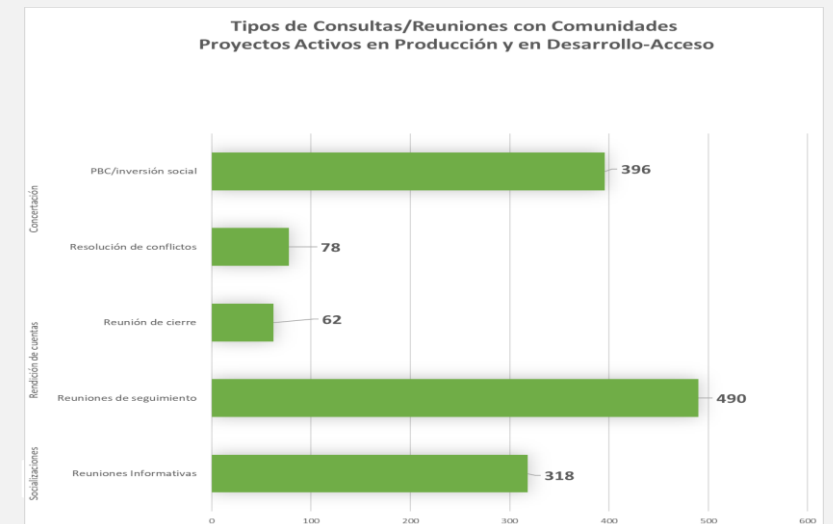
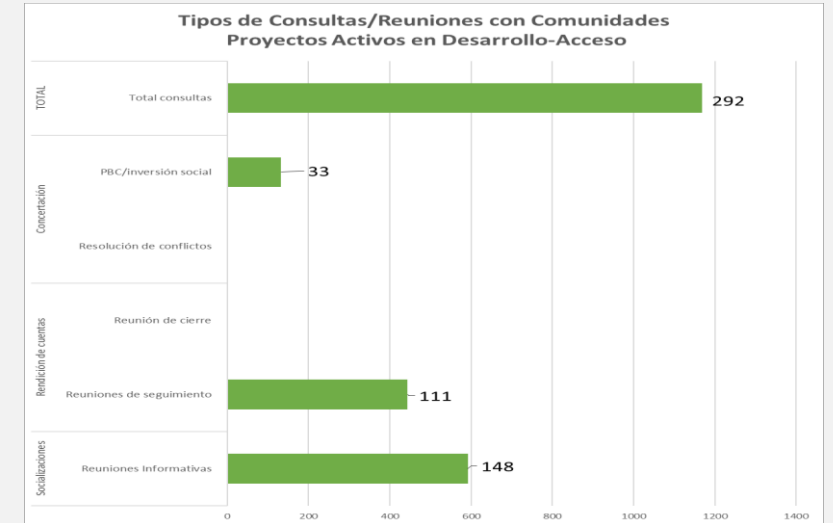
**Total 1,344**

## ACTIVE DEVELOPMENT ACCESS / VIABILITY PROJECTS

(#) TOTAL DEVELOPMENT-ACCESS BLOCKS/PROJECTS	8
(#) TOTAL DEVELOPMENT-ACCESS BLOCKS/PROJECTS WITH CONSULTATION/MEETINGS	8
(%) PERCENTAGE OF DEVELOPMENT-ACCESS FIELDS/PROJECTS WITH CONSULTATION/MEETINGS	100%
(#) TOTAL CONSULTATIONS/MEETINGS CARRIED OUT IN DEVELOPMENT/ACCESS/VIABILITY PROJECTS	292

## TOTAL BLOCKS WITH ACTIVE DEVELOPMENT ACCESS / VIABILITY PROJECTS

(#) TOTAL BLOCKS WITH ACTIVE PRODUCTION AND DEVELOPMENT/ACCESS/VIABILITY PROJECTS	30
(#) TOTAL BLOCKS WITH ACTIVE PRODUCTION AND DEVELOPMENT/ACCESS/VIABILITY PROJECTS WITH CONSULTATION/MEETINGS	30
(%) PERCENTAGE OF ACTIVE PRODUCTION AND DEVELOPMENT-ACCESS FIELDS/PROJECTS WITH CONSULTATION/MEETINGS	100%
(#) TOTAL CONSULTATIONS/MEETINGS CARRIED OUT IN ACTIVE PRODUCTION AND DEVELOPMENT/ACCESS/VIABILITY PROJECTS	1.344



An aerial photograph of an oil field situated in a lush, tropical environment. A winding river flows through the center of the image, surrounded by dense green forest. In the foreground, a large industrial complex with several buildings and a tall drilling rig is visible. The sky is clear and blue.

# Employment skilled labor and unskilled labour

*January 1 to December 31, 2022*

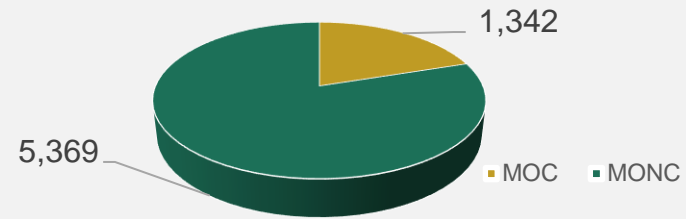
# Indicator report: Employment skilled labor and unskilled labor 2022



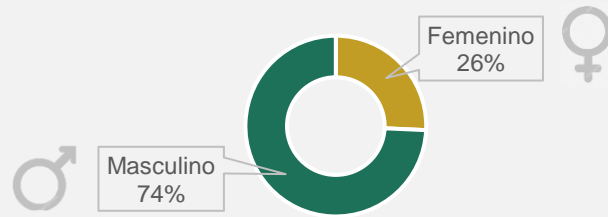
Total  
Employment  
**Total 6,711**

\*\* Jobs hired by third parties  
for the performance of  
activities of PAREX'S Core  
Business

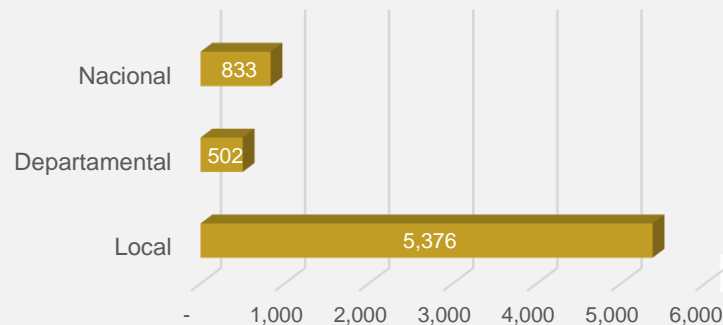
Tipo de Mano de obra contratada



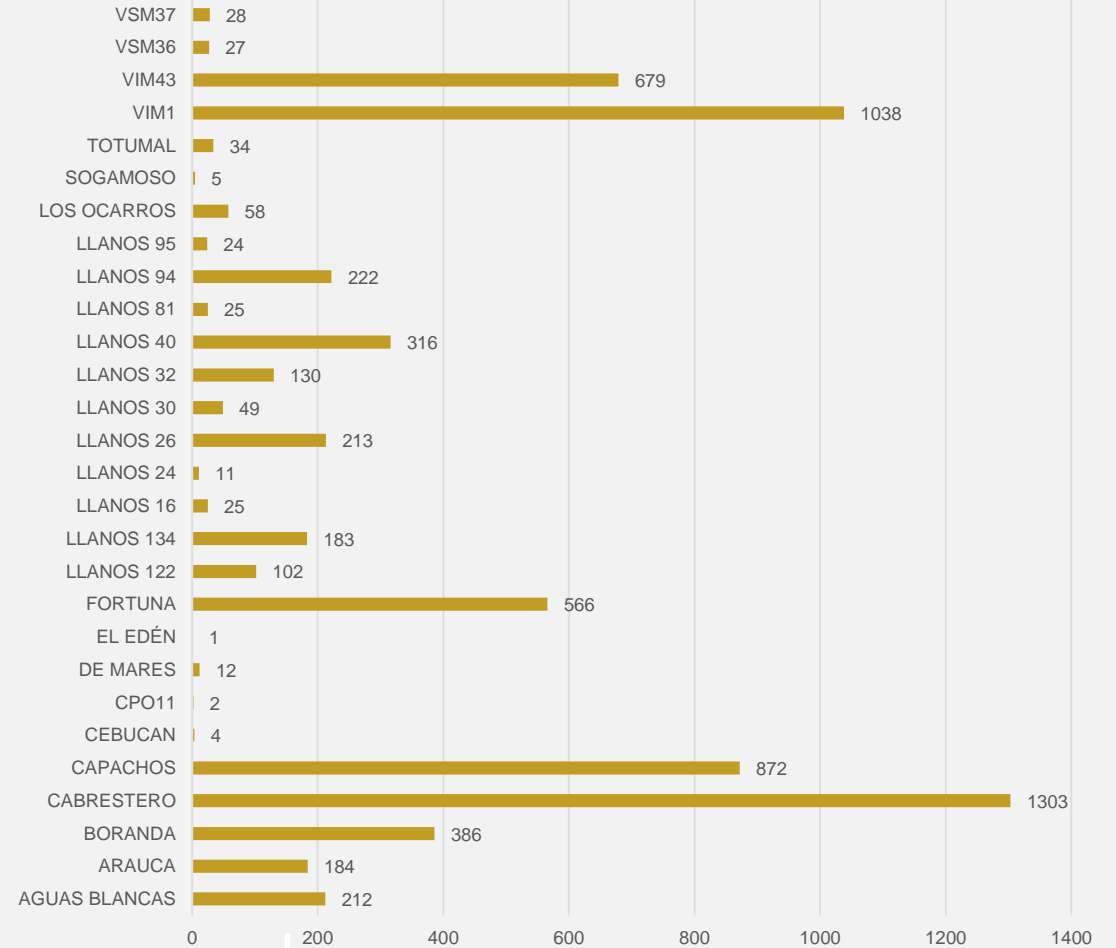
Contratación por género



Procedencia de la mano de obra



Mano de obra generado por bloques



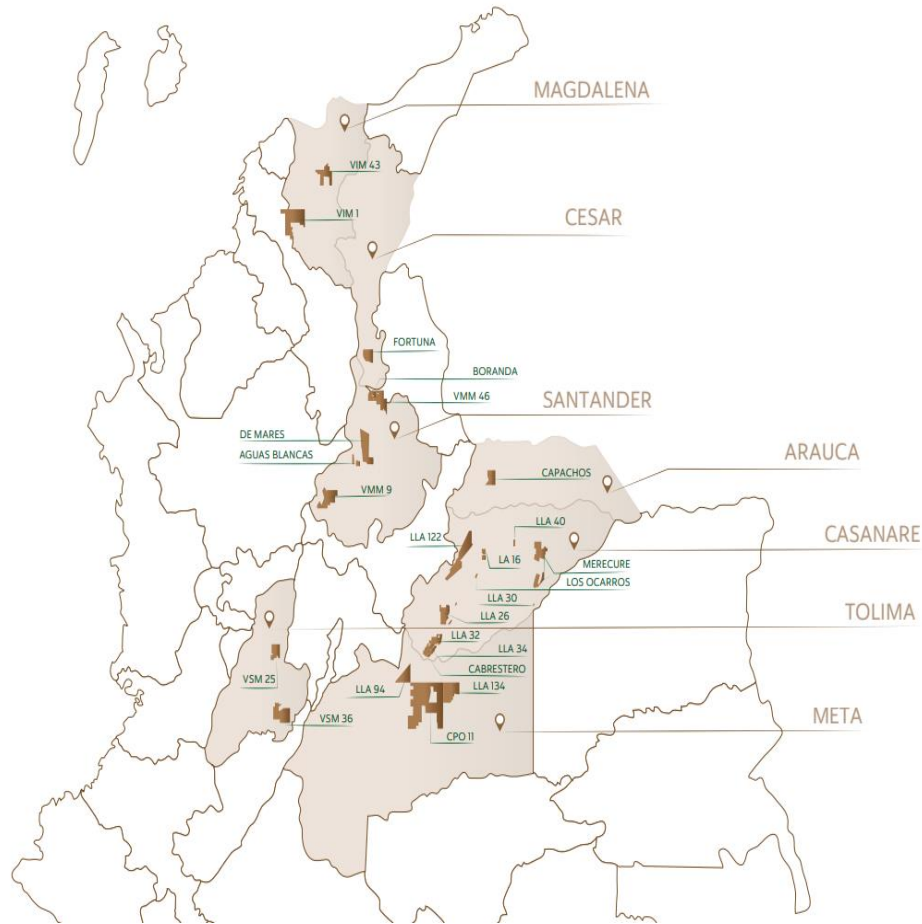
# Indicator report: Employment skilled labor and unskilled labor 2022



Total  
Employment

**Total 6,711**

\*\* Jobs hired by third parties  
for the performance of  
activities of PAREX'S Core  
Business



INFORME POR BLOQUE			
BLOQUE	MOC	MONC	TOTAL
AGUAS BLANCAS	41	171	212
ARAUCA	34	150	184
BORANDA	100	286	386
CABRESTERO	293	1010	1303
CAPACHOS	226	646	872
CEBUCAN	2	2	4
CPO11	2		2
DE MARES	3	9	12
EL EDÉN	1		1
FORTUNA	109	457	566
LLANOS 122	6	96	102
LLANOS 134	55	128	183
LLANOS 16	8	17	25
LLANOS 24	3	8	11
LLANOS 26	34	179	213
LLANOS 30	6	43	49
LLANOS 32	21	109	130
LLANOS 40	68	248	316
LLANOS 81		25	25
LLANOS 94	42	180	222
LLANOS 95	3	21	24
LOS OCARROS	6	52	58
SOGAMOSO	1	4	5
TOTUMAL	2	32	34
VIM1	196	842	1038
VIM43	59	620	679
VSM36	16	11	27
VSM37	5	23	28
<b>TOTAL</b>	<b>1342</b>	<b>5369</b>	<b>6711</b>